

Elf Challenge



Complete one activity from each section

Craft



-  Make your own elf on the shelf.

How?

Use any method you like! You could start with an old toilet roll tube or you could knit, stitch or even use a pine cone...you decide.


-  Make a Christmas stocking.

-  Make a toy to give to another.


Here's an idea!

Elves are known for making toys in Santa's workshop. You could use any method or skills you like to produce your toy. Maybe you want to test out your wood working skills to make a toy car, or perhaps you enjoy textiles and you'd like to stitch a toy?

You could go as simple as a sock puppet or as complicated as you like but whatever you do, learn something new and make something that someone else can be proud of!

-  Make some props, have some fun taking some #Elfies then post them on social media and tag @PawprintBadges #ElfChallenge

-  Create and give some elf related Christmas cards.

-  Create your own stop motion animation telling the story of a naughty elf's mischief in the night.

For leaders...

This might sound more complicated than it has to be. If you're lacking in digital knowledge and skills why not get your young people to set up stills, take photos with a disposable camera and create a flick book. If you fancy getting techy then why not download an App (there's plenty out there) that will put your film together for you, all you need is the imagination!

-  Mix up some reindeer food ready for Christmas Eve.

-  Make an elf hat to keep your ears warm.

-  Paper-cut some snowflakes.

-  Draw or paint an inspirational quote about being your 'elf!






Food



-  Make some elf hat cupcakes using ice cream cones.
-  Make some little 'Elf Hat Meringue Kisses'.

How?

Create your basic meringue mixture. Before placing into a piping bag, use food colouring to paint stripes on the sides of the bag, up and down. Place meringue mix into your piping bag being careful not to smudge your stripes. Pipe out little 'kisses' of meringue to look like little elf hats. Bake according to your meringue recipe.

-  Make your own sweet Santa sleighs using 2 candy canes for runners and a pile of goodies for the back of the sleigh!
-  Decorate biscuits to look like elf faces.
-  Try the naughty or nice treat tasting.

What?





Have you been naughty or nice? Elves will treat you based on your behaviour. Blindfolded, try tasting lots of different sweet treats. If you've been good you've nothing to fear but if you've been naughty...well, you might be unfortunate enough to get yourself a chocolate covered sprout!

Leaders: remember to check for allergies when completing food challenges.

-  Make your own Christmas pudding!

How?

For younger children decorating a tea cake using white chocolate can be satisfying enough, for slightly older children have a go making rice crispy truffles decorated to look like puddings and for those older and wiser have a go making the real thing or a sweet treat alternative.

-  Make some mince pies or other mincemeat treats.
-  Decorate your own rice crispy Christmas trees.
-  Make mini Christmas cakes using a half size baked bean tin. Marzipan, icing and wrap with a ribbon!
-  Create an edible gift.



Games




-  Can you deliver the presents without being heard?


What?

Find your way through the maze and beware of the obstacles to deliver your parcels in time for Christmas day!

For Leaders...

Set up an obstacle course and attach bells to strings criss-crossing over. For older children why not complete this in the dark to make it harder?

-  Have a race in teams to see who can be the first to wrap a person and decorate them to make them look like a snowman or a Christmas tree.

-  Tell each other jokes to try and make them laugh, the first to laugh is out. What were the best jokes you heard?

-  Have a game of Santa's keys using an elf hat.


What?


Everyone sits in a circle with one person sat on a chair in the middle, blindfolded. One person is selected from the circle to wear the elf hat then sneak round the circle and into the middle to grab the present without being heard by the person in the middle. The elf hat should have a bell in it.

-  Wrap the parcel races...with a twist!

How To!

In pairs you must be tied together so that you have one right hand and one left hand. Then have races to wrap gifts as fast as you can! Fastest team wins. Once all the parcels are wrapped, see who can unwrap them the quickest too!

-  Hold a Santa or elf beetle drive.

-  Go snowball bowling. Use a stocking with an orange in it on your head to knock over pins. Work in teams to knock all the pins down first.


-  Play hide and seek with bells tied to you.

-  Pass the parcel using only one hand. Beware, you might find a mischievous dare in there too!








Other



-  Elves treat you based on whether you've been naughty or nice but what does that mean? Let's find out!






For leaders...

A great activity as a reminder of how we should all act. Young people should get together in groups, draw around the smallest person on a sheet of paper (lining paper is good for this). Inside the person they should write 'nice' characteristics and outside write 'naughty' characteristics. Once they've had a think they should share in the group and together make one list of naughty and nice things.

-  Do one Random Act of Kindness for each day of the month or advent.
-  Find out what your elf name is or create your own!
-  Complete a mindfulness activity and remember it's important to make time for your 'elf'!
-  Play a prank on someone else or have a 'prank night' in your unit.
-  Hold a gift exchange.

What?

We often find ourselves with unwanted or unused toys/games/gifts. Why not bring them in to your unit meeting place and hold a gift exchange swapping something you don't want for something you do!

-  Watch a Christmas movie and have a film night.
-  Collect your old toys and games that are still in good condition. Wrap them and donate them to a charity who can give them to children who wouldn't be getting any presents this year.
-  Make sweet filled icicles or some hot chocolate jars and donate them to your local food bank.
-  Build a 'sled' (or push car if you have no snow) then hold races in your unit.
-  Tweet us or tag us in your social media when working towards your Elf Challenge badge.

